


UTILIZATION STUDY

Community Advisory
Committee Meeting

June 30, 2025



Deb Ayers - Jen Heckathorn - John Wisniewski
Education Consultants

Committee Introductions

Please share the following information about yourself:

- Name
- How long you've lived in the district
- Your role/association with the district (e.g., parent of current/former/future student(s), staff member, business owner)
- The school building you're most familiar with
- Why you volunteered for this committee

Administrative Team - Committee Support

Name	Position
Dr. Terry Ward	Superintendent of Schools
Dr. Christopher Leahey	Associate Superintendent for Teaching & Learning
Donald Keegan	Associate Superintendent for Business Services
Dr. Michael Baroody	Assistant Superintendent for Human Resources



Critical Question for our Committee

How can the North Syracuse Central School District strategically restructure its staffing, facilities, and grade-level configurations to optimize educational outcomes and emotional well-being for all students, while addressing declining enrollment, reduced state aid, and future growth opportunities like the Micron project?



Committee Meeting Schedule

Date	Topic	Location
Monday, June 30	Overview & Enrollment	CNS High School
Monday, July 28	Instructional Program	NSEEP (Main St. School)
Monday, August 25	Facilities/Brainstorming	NS Junior High School
Monday, September 15	Transportation & Staffing (Part I)	Gillette Road Middle School
Tuesday, October 21	Staffing (Part II) & Exploration of Future Facilities Options	KWS Bear Road Elementary School
Monday, November 10	Finances & Exploration of Future Facilities Options	Cicero Elementary School
Monday, December 8*	Review Draft Report	District Office

Building Tour: 5:30 p.m.
Meeting: 6:00 - 8:00 p.m.
Location: Building Library

*No tour



Community Advisory Committee

- Members represent a broad spectrum of the community
- Function is to advise the consultants and communicate with the public



Expectations of Committee Members

- Attend all committee meetings
- Freely express their points of view and listen to others
- Be a key communicator with stakeholder groups
- Be respectful of the Committee and the the study process
- Be a positive contributing member in other Committee-related activities



The Consultants

- Bring an outside, unbiased perspective
- Have no local stake in the outcome
- Will conduct the study in a fair manner
- Will ensure that the process is open
- Will produce meeting notes after each committee meeting that will be available to the public
- Will be responsible for producing the final report to the Board of Education

Report Recommendations

- Will benefit student learning
- Will be sensitive to the unique cultural context of the school district
- Will be independent of special interest groups
- Will be educationally sound
- Will be fiscally responsible
- Will be realistic



Informing the Public

- District newsletters
- District website
- Notes from
Community Advisory
Committee meetings
- Slide presentations
from Community
Advisory Committee
meetings



Informing the Public

- Community Advisory Committee meetings open to the public for observation
- No public comment period at Committee meetings



Building Tour

Cicero North Syracuse High School



Focus Questions:

- What did you notice?
- What did you wonder about?

ENROLLMENT HISTORY AND PROJECTIONS



Number of Live Births 2009 - 2022	
2009	677
2010	659
2011	632
2012	632
2013	600
2014	621
2015	610
2016	622
2017	595
2018	599
2019	610
2020	535
2021	614
2022	551

Live Births
used to Project
Kindergarten
Enrollment



Grade	2019-20	2020-21	2021-22	2022-23	2023-24	2024-25	2025-26	2026-27	2027-28	2028-29	2029-30	2030-31	2031-32	2032-33	2033-34	2034-35
Year/ Births	2014/ 621	2015/ 610	2016/622	2017/ 595	2018/599	2019/ 610	2020/ 535	2021/ 614	2022/551	2023/582	2024/ 582	2025/ 582	2026/ 582	2027/ 582	2028/ 582	2029/ 582
K	604	568	565	598	534	510	564	494	567	509	538	538	538	538	538	538
1	576	558	563	570	571	541	499	551	484	555	498	526	526	526	526	526
2	606	553	542	574	560	585	536	495	547	480	550	494	522	522	522	522
3	634	573	541	559	564	557	577	529	488	539	473	543	487	514	514	514
4	607	623	572	551	572	574	561	582	533	492	544	477	547	491	519	519
5	662	586	602	573	543	567	564	551	571	524	483	534	468	537	482	509
6	634	641	573	609	577	560	567	563	551	571	523	483	534	468	537	482
7	617	601	638	574	596	560	548	555	551	539	559	512	473	522	458	526
8	670	625	601	650	571	606	565	553	559	556	544	564	517	477	527	462
9	648	670	640	611	632	575	608	567	555	562	558	546	566	519	479	529
10	646	621	613	599	575	620	544	576	537	525	531	528	517	535	491	453
11	620	623	574	585	564	538	585	514	544	507	496	502	499	488	505	464
12	600	618	612	564	586	567	535	582	510	540	503	493	499	496	485	502
K-12 Total	8124	7860	7636	7617	7445	7360	7253	7112	6998	6899	6801	6739	6691	6633	6582	6545
K-4 Total	3027	2875	2783	2852	2801	2767	2738	2651	2619	2575	2603	2577	2620	2591	2618	2618
5-7 Total	1913	1828	1813	1756	1716	1687	1678	1669	1674	1634	1565	1529	1474	1528	1477	1517
8-9 Total	1318	1295	1241	1261	1203	1181	1173	1120	1114	1118	1102	1110	1083	996	1005	991
10-12 Total	1866	1862	1799	1748	1725	1725	1664	1671	1591	1572	1531	1523	1514	1519	1481	1419

Pre-Kindergarten

- Extensive program housed at multiple sites (both in-district and off site)
- Approximately 500 +/- students served
- More detailed analysis during review of instructional programs at July 28 committee meeting



2024-25 Actual Enrollment Compared to Ross Haber & Associates Projected Enrollment

Grades	Actual 2024-25 Enrollment	Projected 2024-25 Enrollment	Difference
K-4	2767	2759	+8
5-7	1687	1704	-17
8-9	1181	1231	-50
10-12	1725	1720	+5
Total K-12	7360	7414	-54

Elementary School Enrollments by Building

Five Year History of Elementary School Enrollments Grades K-4: 2020-21 to 2024-25						
School	2020-21	2021-22	2022-23	2023-24	2024-25	5-Year % Change
Allen Road	334	315	333	325	326	-2.4%
Cicero	558	560	541	522	522*	-6.5%
KWS Bear Road	507*	476*	521	529	537	+5.9%
Lakeshore Road	450*	460*	456	432	425*	-5.6%
Roxboro Road	453	406	437	429	400	-13.3%
Smith Road	573	566	564	564	557	-2.8
Total	2875	2783	2852	2801	2767	-6.7%
Note: Enrollments do not include Pre-Kindergarten program *Estimated due to construction relocation						

Secondary School Enrollments by Building

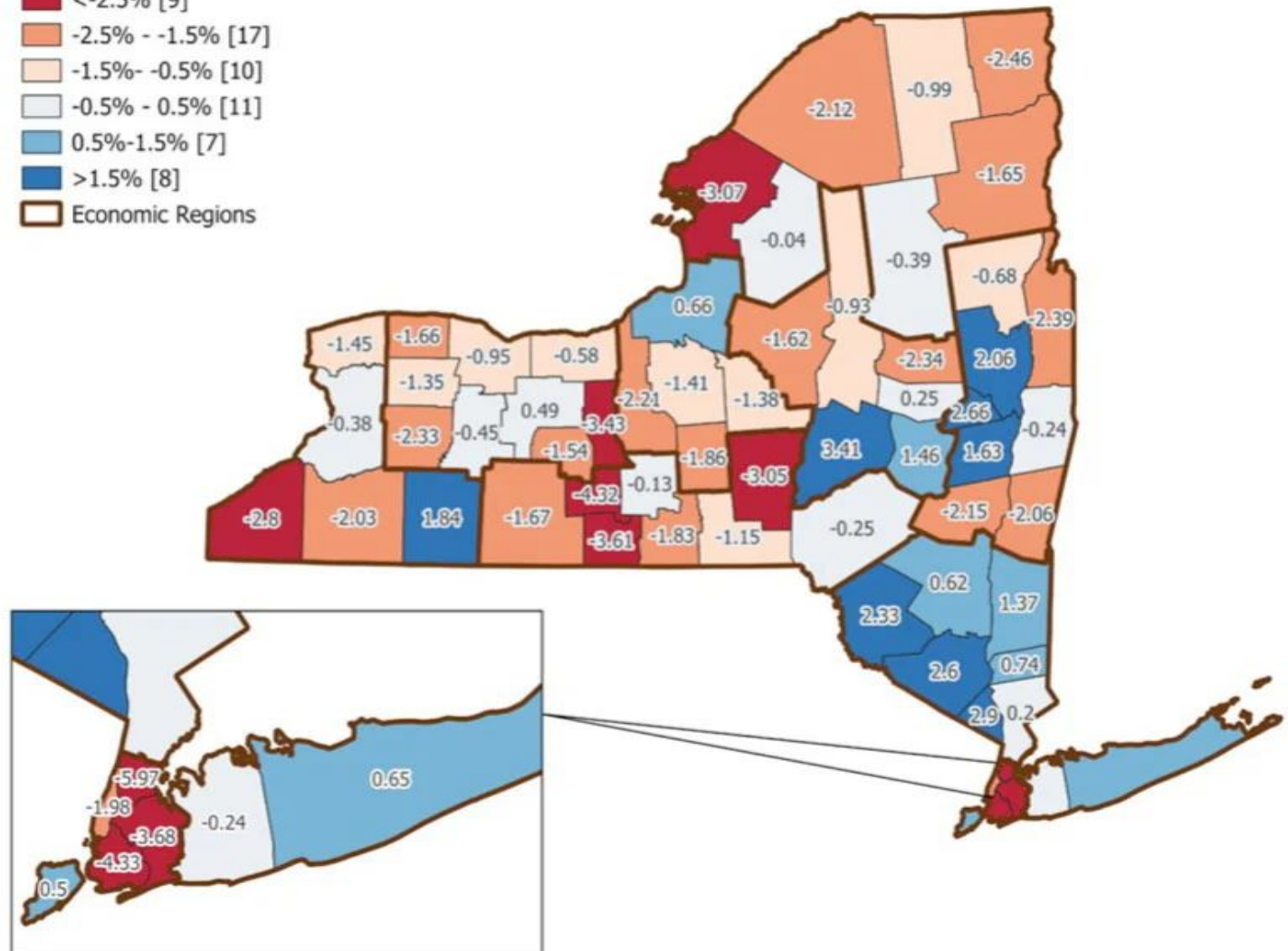
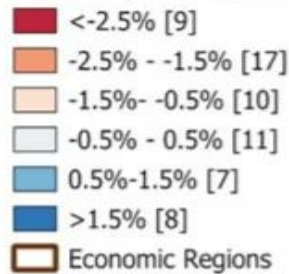
Five Year History of Middle/Secondary School Enrollments Grades 5-12: 2020-21 to 2024-25

School	2020-21	2021-22	2022-23	2023-24	2024-25	5-Year % Change
Gillette Road Middle School (Grades 5-7)	1112	1079	1053	1025	1003	-9.8%
Roxboro Road Middle School (Grades 5-7)	737	748	715	705	697	-5.4%
North Syracuse Junior High (Grades 8-9)	1298	1252	1272	1208	1186	-8.6%
CNS High School (Grades 10-12)	1879	1813	1763	1746	1748	-7.0%
Total	5026	4892	4803	4684	4634	-7.8%



New York State's Population Change: 2020 - 2024

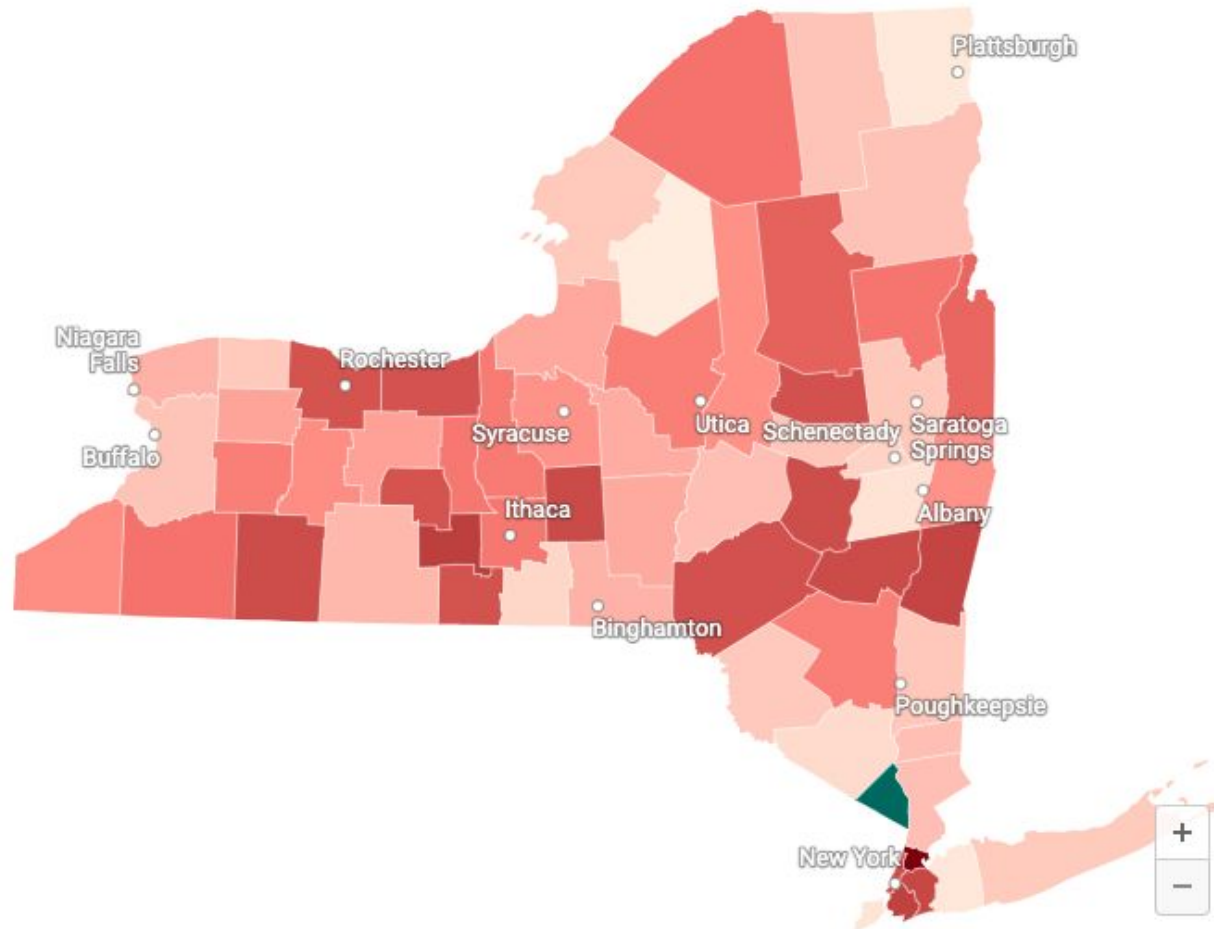
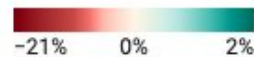
Pop Change 2020-2024



Most Upstate School Districts are Losing Enrollment

5-Year Change in Enrollment, New York

Enrollment change from School Year 2018-19 to 2023-24.



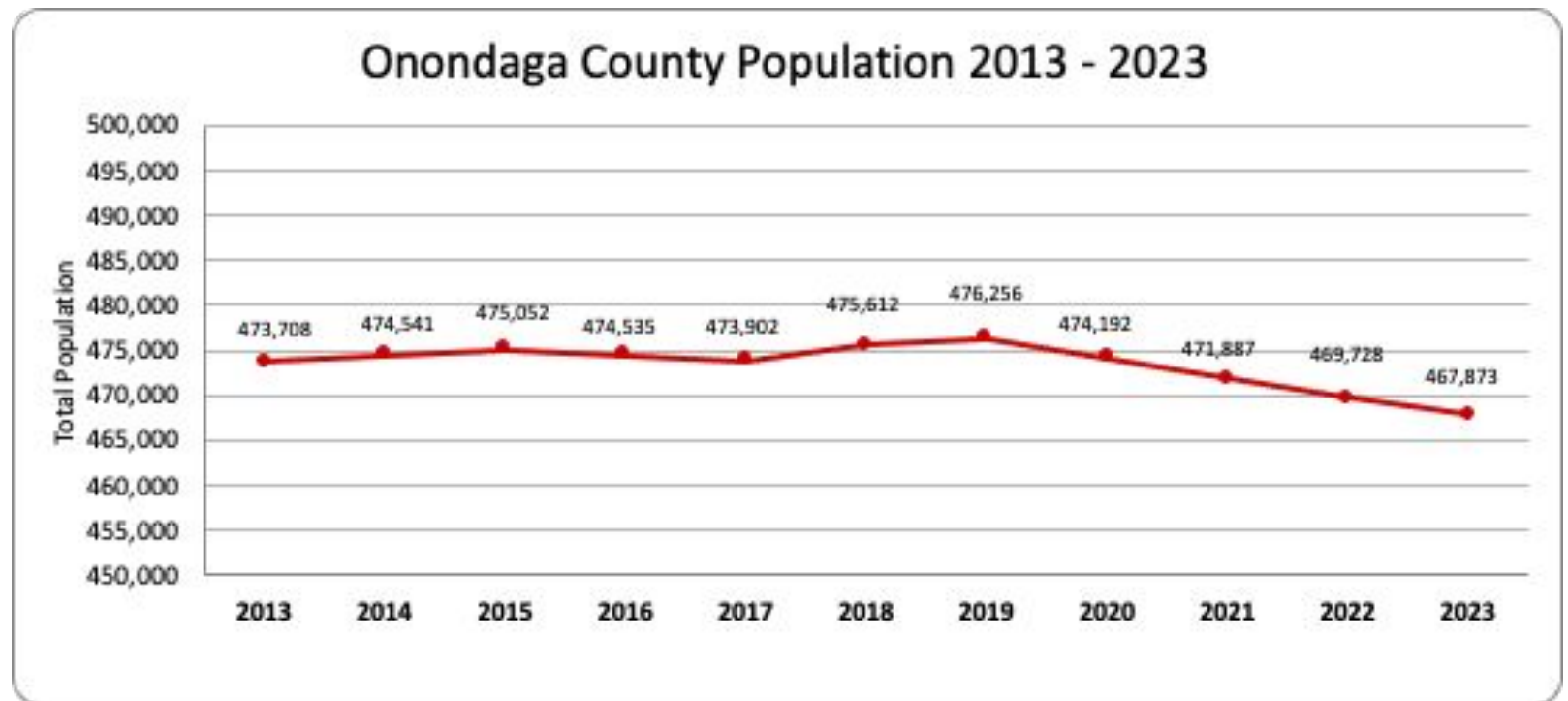
Long Term Enrollment

Table 5.3
North Syracuse CSD K-12 Enrollment

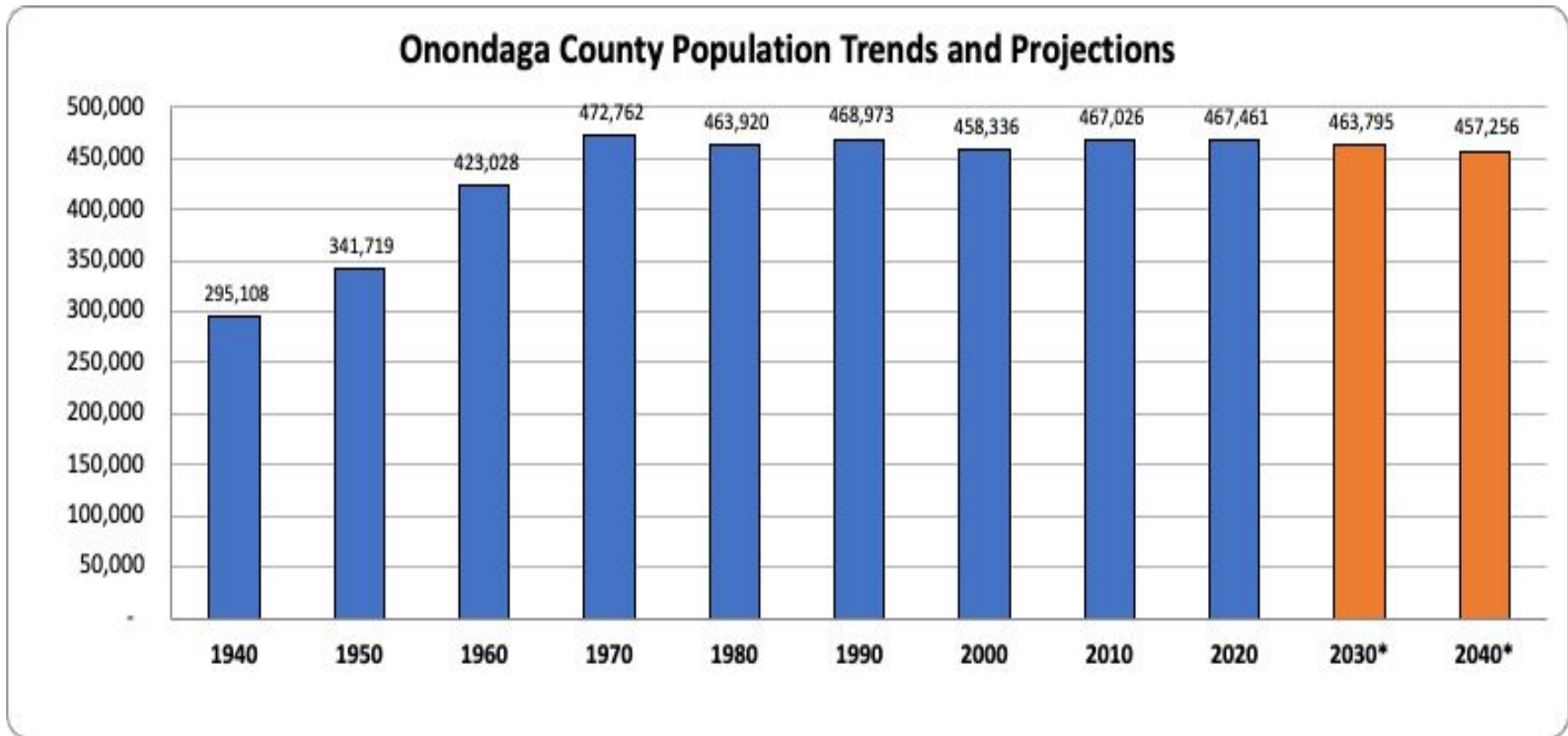
Year	1999-2000	2000-01	2001-02	2002-03	2003-04	2004-05	2005-06	2006-07	2007-08	2008-09	2009-10	2010-11	2011-12
K-12 Total	9967	9922	9957	9940	9897	9975	9967	10041	9833	9600	9481	9378	9249
Year	2012-13	2013-14	2014-15	2015-16	2016-17	2017-18	2018-19	2019-20	2020-21	2021-22	2022-23	2023-24	2024-25
K-12 Total	9101	8920	8804	8717	8626	8484	8383	8175	7907	7681	7660	7486	7394

NOTE: These totals include all ungraded exceptional education students NOT included in Table 5.2.

Onondaga County Population: 2013 - 2023

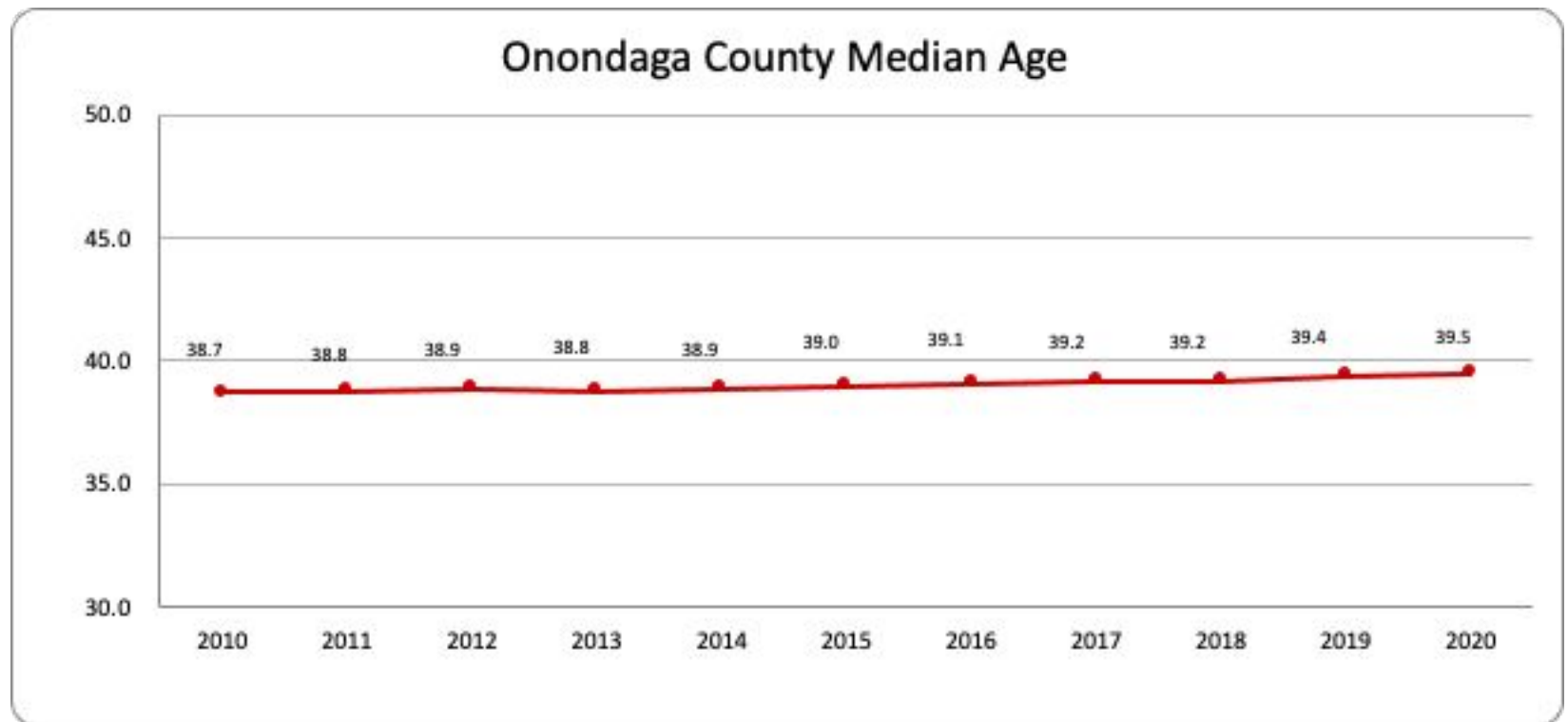


Onondaga County Population 1940 - 2040*

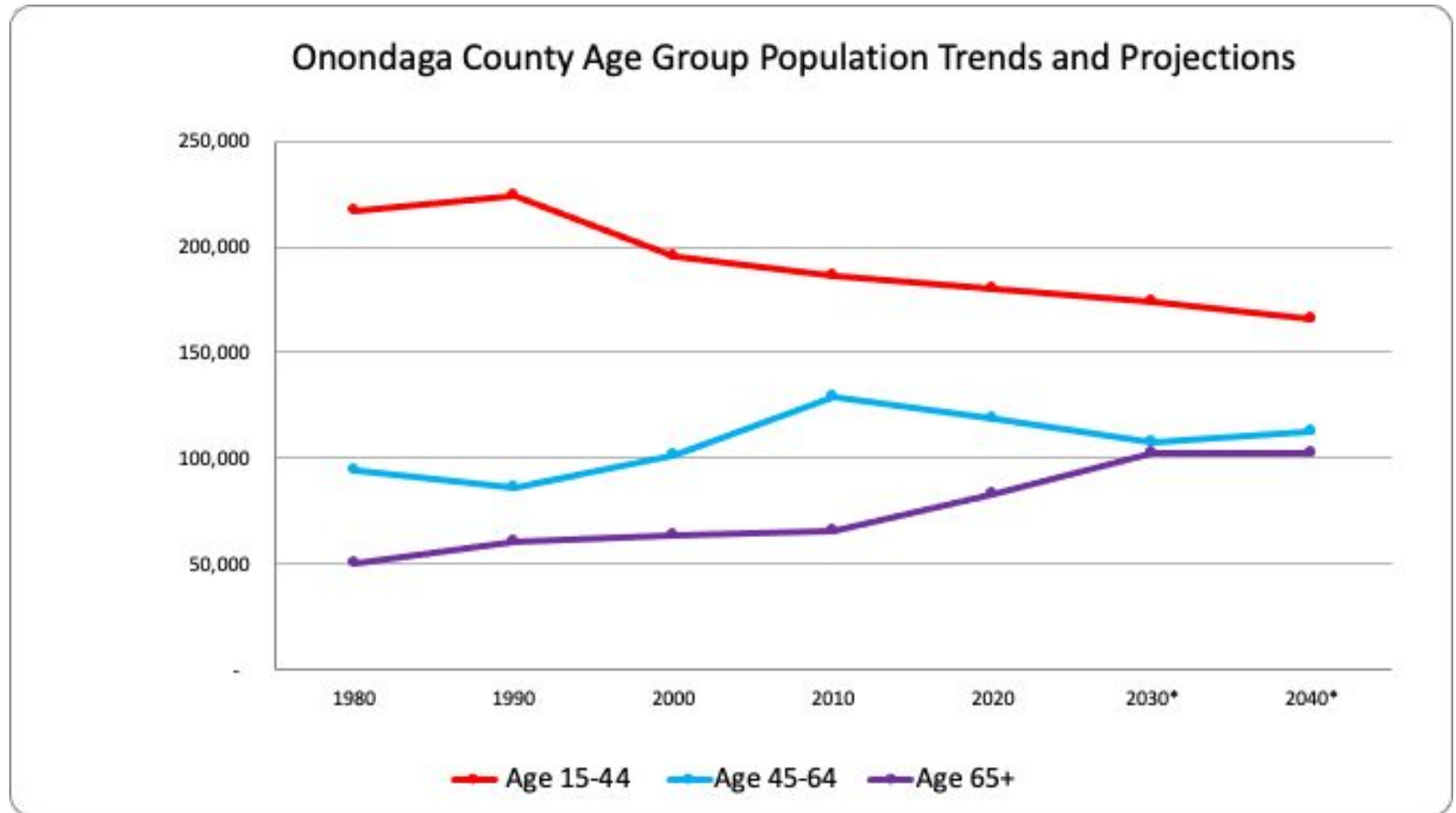


*US Census Bureau projections

Median Age of Onondaga County Residents



Onondaga County Age Group Trends



Some resident students are educated outside of district buildings

School Year	Home Schooled Students	Non-Public School Students	Charter School Students	Other Public School Students*	Total
2020-21	303	420	40	68	831
2021-22	222	456	45	68	791
2022-23	212	441	51	70	774
2023-24	215	442	49	92	798
2024-25	225	466	53	86	830

*Does not include students in exceptional education or alternative programs

Total Out-of-District Enrollment has remained relatively constant in the past 5 years

Non-Resident Students Attending School in North Syracuse

Non-Resident Students Attending North Syracuse Schools	
School Year	Number of Students
2020-21	13
2021-22	17
2022-23	19
2023-24	28
2024-25	18

North Syracuse
does not accept
non-resident pupils
except under very
specific
circumstances as
detailed in board
policy and
regulation



Micron Factor

- Unknown
- Micron construction site is in the North Syracuse district
- Construction timeline still tentative
- Latter part of the decade before first fab is operational, fully operational with 4 fabs in 2045
- Limited vacant land is available within the district for possible new home construction
- Continue to monitor carefully as development progresses over the next few years



Meeting Takeaways

- The purpose of the study is to answer the question

“How can the North Syracuse Central School District strategically restructure its staffing, facilities, and grade-level configurations to optimize educational outcomes and emotional well-being for all students, while addressing declining enrollment, reduced state aid, and future growth opportunities like the Micron project?”

- The study process will be open to ensure transparency for everyone
- The Community Advisory Committee will assist the consultants throughout the process, but the final recommendations for the district’s consideration will be the consultants’.
- Consultants’ recommendations are not binding

Meeting Takeaways

- K-12 enrollment declined by 9.4% and is projected to continue to decline
- Live births relatively stable in past 10 years. Wide variation in last 4 years of actual data→Monitor
- Enrollment in each elementary building declined except for Bear Road
- Enrollment in all middle and secondary buildings declined
- Micron development is an 'X' factor
- **District enrollment projections should be updated routinely**

Utilization Study

